
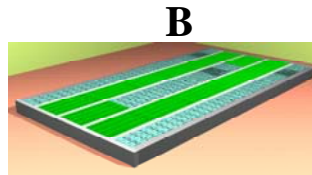
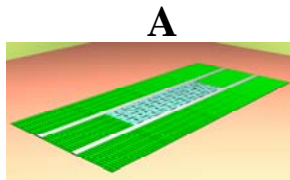


"SUPER PRESTIGE"

DIMENSIONS (mm)	EXTERNAL	USEFUL
Length	6800-7460-8120	6600-7260-7920
Width	4480	4360
Height A	3545	2910
Height B-C	3920	2910

BASEMENTS	
A	<i>Pit style with gratings</i>
B	<i>Raised metal basement grating/checkered plates mm 400 (H)</i>
C	<i>Raised metal basement ramp inside mm 400 (H)</i>



TECHNICAL DATA

PLASTIFIED FRONT DOOR 4 leaves with 4 glasses. Central opening mm 3160x2860(H)

SERVICE DOOR, on front door, right opening (antipanic system)

WALLS, thickness mm 60, in plastified galvanized sheet panels with glass wool material inbetween

INSULATED FILTERING PLENUM wide mm 3600 and having the same length of the spraybooth

LIGHTING fixtures in the upper and in the lower part with 4 fluorescent tubes of 40 Watt each

BURNER : Oil (Optional: LPG or Natural Gas)

HEAT EXCHANGER in stainless steel

EACH SPRAYBOOTH INCLUDES m 2,5 OF GALVANIZED SMOKE CHIMNEY AND CAP

BY-PASS which opens automatically

DRYING PHASE with partial recycle of the air, 90% of warm air in cure cycle

SLIDING BAR

DIGITAL CONTROL PANEL

POSSIBILITY OF DIFFERENT VERSION ON REQUEST